




Washstation

# YOUR GUIDE TO GETTING STARTED...

## THE WASHSTATION APP



- Download The Washstation App from your phones app store. Or scan the QR code




- Create an account, use your countries area code for the phone number & select your accommodation in the location list.
- You can reserve a machine for up to 10mins from your room. (Do not pay until you are in the laundry room)
- Choose the Washer or Dryer you'd like to use. You'll have the option to add a second machine if needed.
- Check your care labels and select the correct cycle you want to use and proceed with making the payment.

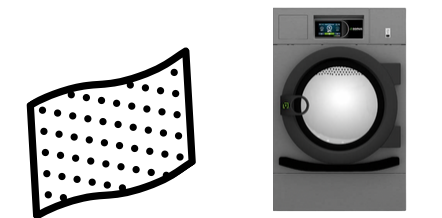
## USING YOUR MACHINES



- Load your machine between 1/4 & 3/4 full. For optimal results we recommend halfway.
- For the Washers, add your detergent directly in to the drum and close the door.
- For the Dryers, make sure you clean the lint filter before and after use.
- The app will tell you to push 'start' or select cycle on the machine. Press this to begin the cycle.
- Enable 'push notifications' to get a message when there is 7mins left of the wash cycle.



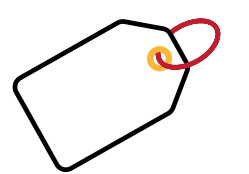
Check your pockets before you wash and dry.



Make sure you clean the lint filter before use.



Fill the machine below 3/4 to prevent overloading.



Check the care labels on your garments!



0800 141 2331

### CONTACT US

If you need help or your machine didn't start, Don't pay again, call us!

